

**FETER**

**宁波菲特电器有限公司**

NINGBO FETER ELECTRICAL APPLIANCE CO.,LTD

地址：浙江省慈溪市附海镇工业区经七路78号

Add: No. 78 Jingqi Road, Industrial Zone, Fuhai Town, Cixi City, Zhejiang Province

电话 Tel: 86-574-63564720    网址 Web: [www.cnfeter.com](http://www.cnfeter.com)

传真 Fax: 86-574-63567353    邮箱 Mail: [feter@feterchina.com](mailto:feter@feterchina.com)

# SLUSH MACHINE 2025

**FETER**





# NINGBO FETER ELECTRICAL APPLIANCE CO., LTD

## 宁波菲特电器有限公司

Founded in 2003, focus on cooling industry for 23 years.

Ningbo Feter Electrical Appliance Co., Ltd was founded in 2003, is a professional manufacturer and exporter of Ice Maker, Slush Machine, Water Dispenser and other appliances.

宁波菲特电器——始于2003，专注制冷行业23年。

宁波菲特电器有限公司成立于2003年，是一家专业研发生产制冰机、雪融机、饮水机等电器产品的企业。



30000m<sup>2</sup>

Factory has over 30,000 square meters

工厂占地 30000 多平方米

150+

Exported to over 150 countries worldwide

出口全球 150 多个国家

Ningbo Feter Electrical Appliance Co., Ltd was founded in 2003, is a professional manufacturer and exporter of Ice Maker, Slush Machine, Water Dispenser and other appliances.

Factory has over 30,000 square meters and 200 employees, annual sales exceed 15 million dollars and export to more than 150 countries and regions around the world. Our partners include Wal-Mart, LIDL and other international companies.

We are a company who combines design, mold development, mold injection, assembling and owns professional R&D department with more than 20 people to provide OEM, ODM service for customers.

Company is a verified supplier of Alibaba and Made-in-China, which passed ISO9001 International Quality System and BSCI inspection by SGS and BV. Our products have been awarded over 200 patents and complied with international quality standards such as ETL, CE, GS, CB, PSE, FCC and other certifications.

Ningbo Feter Electrical Appliance Co., Ltd is always looking forward to sincere cooperation relationship with all of customers!

宁波菲特电器有限公司成立于 2003 年，是一家专业研发生产制冰机、雪融机、饮水机等电器产品的企业。

公司拥有超 3 万平方米生产基地及 200 余名员工，年销售额突破 1500 万美元，产品远销全球 150 多个国家和地区，为沃尔玛、LIDL 等国际企业提供优质产品。

我们集产品设计、模具研发、注塑成型、整机组装于一体，配备 20 余人的专业研发团队，可为客户提供 OEM/ODM 定制服务。

作为阿里巴巴和中国制造网的认证供应商，公司先后通过 SGS 和 BV 机构 ISO9001 国际质量体系认证、BSCI 验厂审核。产品荣获 200 余项专利认证，并符合 ETL、CE、GS、CB、PSE、FCC 等国际质量标准。

宁波菲特电器有限公司始终期待与全球客户建立真诚共赢的合作关系！



# CERTIFICATION

## 企业认证



7-10

SM-5L Series



11-14

SM-10L Series



15-18

SM-15L Series



19-22

SM Household Series





# SLUSH MACHINE

The **Commercial Slush Machine** is a high-performance, versatile beverage dispenser designed to meet the demands of busy commercial environments such as bars, restaurants, convenience stores, and entertainment venues.

**商用冰沙机** 是一款高性能、多功能的饮料设备，可用于制作雪融、雪泥、奶昔、软冰激凌和鸡尾酒冰沙等冷饮，可以满足酒吧、餐厅、便利店和娱乐场所等繁忙商业环境的需求。



# SLUSH MACHINE



## CLASSIC SLUSH MACHINE

### 经典款雪融机

- High capacity with dual or triple large-volume tanks.
- Powered by a robust compressor and advanced refrigeration technology.
- User-friendly controls use intuitive digital controls to make it easy to adjust temperature of each bowl.
- Each bowl is independently controlled with LED light illumination.
- Built with high-quality anti-cracking polycarbonate container and stainless steel.
- Removable tanks and components make it easy to clean.
- Available in various sizes, colors, and configurations to suit different requirements.

- 大容量储罐，提供双缸或三缸配置。
- 采用强劲的压缩机和先进的制冷技术。
- 用户友好型控制用直观的数字，便于调整各个桶体的温度设置。
- 每个缸体都可以独立控制运行并配有 LED 灯照明。
- 采用高品质食品级防爆 PC 料桶和不锈钢材质。
- 可拆卸的储罐和部件易于清洁，确保卫生并延长机器的使用寿命。
- 提供多种尺寸、颜色和配置，以满足不同的业务需求和审美偏好。



SLUSH MACHINE



Model 型号	SM-5LX1
Capacity/ 容积	1X5L
Voltage/ 电压	110V/220V
Power/ 功率	260W
Frequency/ 频率	50/60HZ
Temperature/ 温度范围	10°C ~-20°C
Material/ 材质	Stainless Steel & Plastic/ 不锈钢 & 塑料
LED light/LED 灯	Yes/ 有
Refrigerant/ 制冷剂	R290
Product Dimension/ 外形尺寸 (L*W*H)	511x199x526mm
Packing Dimension/ 包装尺寸 (L*W*H)	622x309x636mm
20 GP Loading quantity/ 装柜量	188PCS/20GP
40 HQ Loading quantity/ 装柜量	530PCS/40HQ



# CLASSIC SLUSH MACHINE

## 经典款雪融机



High capacity with dual or triple large-volume tanks.

Powered by a robust compressor and advanced refrigeration technology.

User-friendly controls use intuitive digital controls to make it easy to adjust temperature of each bowl.

Each bowl is independently controlled with LED light illumination.

Built with high-quality anti-cracking polycarbonate container and stainless steel.

Removable tanks and components make it easy to clean.

Available in various sizes, colors, and configurations to suit different requirements.

大容量储罐，提供双缸或三缸配置。

采用强劲的压缩机和先进的制冷技术。

用户友好型控制用直观的数字，便于调整各个桶体的温度设置。

每个缸体都可以独立控制运行并配有 LED 灯照明。

采用高品质食品级防爆 PC 料桶和不锈钢材质。

可拆卸的储罐和部件易于清洁，确保卫生并延长机器的使用寿命。

提供多种尺寸、颜色和配置，以满足不同的业务需求和审美偏好。



Model 型号	SM-5LX2
Capacity/ 容积	2X5L
Voltage/ 电压	110V/220V
Power/ 功率	350W
Frequency/ 频率	50/60HZ
Temperature/ 温度范围	10°C ~-20°C
Material/ 材质	Stainless Steel & Plastic/ 不锈钢 & 塑料
LED light/LED 灯	Yes/ 有
Refrigerant/ 制冷剂	R290
Product Dimension/ 外形尺寸 (L*W*H)	511x360x526mm
Packing Dimension/ 包装尺寸 (L*W*H)	622x470x741mm
20 GP Loading quantity/ 装柜量	125PCS/20GP
40 HQ Loading quantity/ 装柜量	262PCS/40HQ

# CLASSIC SLUSH MACHINE

## 经典款雪融机



High capacity with dual or triple large-volume tanks.

Powered by a robust compressor and advanced refrigeration technology.

User-friendly controls use intuitive digital controls to make it easy to adjust temperature of each bowl.

Each bowl is independently controlled with LED light illumination.

Built with high-quality anti-cracking polycarbonate container and stainless steel.

Removable tanks and components make it easy to clean.

Available in various sizes, colors, and configurations to suit different requirements.

大容量储罐，提供双缸或三缸配置。

采用强劲的压缩机和先进的制冷技术。


用户友好型控制用直观的数字，便于调整各个桶体的温度设置。

每个缸体都可以独立控制运行并配有 LED 灯照明。

采用高品质食品级防爆 PC 料桶和不锈钢材质。

可拆卸的储罐和部件易于清洁，确保卫生并延长机器的使用寿命。

提供多种尺寸、颜色和配置，以满足不同的业务需求和审美偏好。



Model 型号	SM-5LX3
Capacity/ 容积	3X5L
Voltage/ 电压	110V/220V
Power/ 功率	600W
Frequency/ 频率	50/60HZ
Temperature/ 温度范围	10°C ~-20°C
Material/ 材质	Stainless Steel & Plastic/ 不锈钢 & 塑料
LED light/LED 灯	Yes/ 有
Refrigerant/ 制冷剂	R290
Product Dimension/ 外形尺寸 (L*W*H)	511x521x526mm
Packing Dimension/ 包装尺寸 (L*W*H)	622x631x741mm
20 GP Loading quantity/ 装柜量	80PCS/20GP
40 HQ Loading quantity/ 装柜量	170PCS/40HQ



# SLUSH MACHINE




## CLASSIC SLUSH MACHINE

### 经典款雪融机

- High capacity with dual or triple large-volume tanks.
- Powered by a robust compressor and advanced refrigeration technology.
- User-friendly controls use intuitive digital controls to make it easy to adjust temperature of each bowl.
- Each bowl is independently controlled with LED light illumination.
- Built with high-quality anti-cracking polycarbonate container and stainless steel.
- Removable tanks and components make it easy to clean.
- Available in various sizes, colors, and configurations to suit different requirements.

- 大容量储罐，提供双缸或三缸配置。
- 采用强劲的压缩机和先进的制冷技术。
- 用户友好型控制用直观的数字，便于调整各个桶体的温度设置。
- 每个缸体都可以独立控制运行并配有 LED 灯照明。
- 采用高品质食品级防爆 PC 料桶和不锈钢材质。
- 可拆卸的储罐和部件易于清洁，确保卫生并延长机器的使用寿命。
- 提供多种尺寸、颜色和配置，以满足不同的业务需求和审美偏好。



Model 型号	SM-10LX1
Capacity/ 容积	1X10L
Voltage/ 电压	110V/220V
Power/ 功率	300W
Frequency/ 频率	50/60HZ
Temperature/ 温度范围	10°C ~-20°C
Material/ 材质	Stainless Steel & Plastic/ 不锈钢 & 塑料
LED light/LED 灯	Yes/ 有
Refrigerant/ 制冷剂	R290
Product Dimension/ 外形尺寸 (L*W*H)	500X210X757mm
Packing Dimension/ 包装尺寸 (L*W*H)	610X320X972mm
20 GP Loading quantity/ 装柜量	125PCS/20GP
40 HQ Loading quantity/ 装柜量	265PCS/40HQ




# CLASSIC SLUSH MACHINE

## 经典款雪融机

- High capacity with dual or triple large-volume tanks.
- Powered by a robust compressor and advanced refrigeration technology.
- User-friendly controls use intuitive digital controls to make it easy to adjust temperature of each bowl.
- Each bowl is independently controlled with LED light illumination.
- Built with high-quality anti-cracking polycarbonate container and stainless steel.
- Removable tanks and components make it easy to clean.
- Available in various sizes, colors, and configurations to suit different requirements.

- 大容量储罐，提供双缸或三缸配置。
- 采用强劲的压缩机和先进的制冷技术。
- 用户友好型控制用直观的数字，便于调整各个桶体的温度设置。
- 每个缸体都可以独立控制运行并配有 LED 灯照明。
- 采用高品质食品级防爆 PC 料桶和不锈钢材质。
- 可拆卸的储罐和部件易于清洁，确保卫生并延长机器的使用寿命。
- 提供多种尺寸、颜色和配置，以满足不同的业务需求和审美偏好。



Model 型号	SM-10LX2
Capacity/ 容积	2X10L
Voltage/ 电压	110V/220V
Power/ 功率	600W
Frequency/ 频率	50/60HZ
Temperature/ 温度范围	10°C --20°C
Material/ 材质	Stainless Steel & Plastic/ 不锈钢 & 塑料
LED light/LED 灯	Yes/ 有
Refrigerant/ 制冷剂	R290
Product Dimension/ 外形尺寸 (L*W*H)	500X415X757mm
Packing Dimension/ 包装尺寸 (L*W*H)	610X525x972mm
20 GP Loading quantity/ 装柜量	70PCS/20GP
40 HQ Loading quantity/ 装柜量	150PCS/40HQ




# CLASSIC SLUSH MACHINE

## 经典款雪融机

- High capacity with dual or triple large-volume tanks.
- Powered by a robust compressor and advanced refrigeration technology.
- User-friendly controls use intuitive digital controls to make it easy to adjust temperature of each bowl.
- Each bowl is independently controlled with LED light illumination.
- Built with high-quality anti-cracking polycarbonate container and stainless steel.
- Removable tanks and components make it easy to clean.
- Available in various sizes, colors, and configurations to suit different requirements.

- 大容量储罐，提供双缸或三缸配置。
- 采用强劲的压缩机和先进的制冷技术。
- 用户友好型控制用直观的数字，便于调整各个桶体的温度设置。
- 每个缸体都可以独立控制运行并配有 LED 灯照明。
- 采用高品质食品级防爆 PC 料桶和不锈钢材质。
- 可拆卸的储罐和部件易于清洁，确保卫生并延长机器的使用寿命。
- 提供多种尺寸、颜色和配置，以满足不同的业务需求和审美偏好。



Model 型号	SM-10LX3
Capacity/ 容积	3X10L
Voltage/ 电压	110V/220V
Power/ 功率	750W
Frequency/ 频率	50/60HZ
Temperature/ 温度范围	10°C --20°C
Material/ 材质	Stainless Steel & Plastic/ 不锈钢 & 塑料
LED light/LED 灯	Yes/ 有
Refrigerant/ 制冷剂	R290
Product Dimension/ 外形尺寸 (L*W*H)	500X620X757mm
Packing Dimension/ 包装尺寸 (L*W*H)	610X730x972mm
20 GP Loading quantity/ 装柜量	54PCS/20GP
40 HQ Loading quantity/ 装柜量	114PCS/40HQ





# SLUSH MACHINE




## CLASSIC SLUSH MACHINE

### 经典款雪融机

- High capacity with dual or triple large-volume tanks.
- Powered by a robust compressor and advanced refrigeration technology.
- User-friendly controls use intuitive digital controls to make it easy to adjust temperature of each bowl.
- Each bowl is independently controlled with LED light illumination.
- Built with high-quality anti-cracking polycarbonate container and stainless steel.
- Removable tanks and components make it easy to clean.
- Available in various sizes, colors, and configurations to suit different requirements.

- 大容量储罐，提供双缸或三缸配置。
- 采用强劲的压缩机和先进的制冷技术。
- 用户友好型控制用直观的数字，便于调整各个桶体的温度设置。
- 每个缸体都可以独立控制运行并配有 LED 灯照明。
- 采用高品质食品级防爆 PC 料桶和不锈钢材质。
- 可拆卸的储罐和部件易于清洁，确保卫生并延长机器的使用寿命。
- 提供多种尺寸、颜色和配置，以满足不同的业务需求和审美偏好。



Model 型号	SM-15LX1
Capacity/ 容积	1X15L
Voltage/ 电压	110V/220V
Power/ 功率	350W
Frequency/ 频率	50/60HZ
Temperature/ 温度范围	10°C ~-20°C
Material/ 材质	Stainless Steel & Plastic/ 不锈钢 & 塑料
LED light/LED 灯	Yes/ 有
Refrigerant/ 制冷剂	R290
Product Dimension/ 外形尺寸 (L*W*H)	498x305x822mm
Packing Dimension/ 包装尺寸 (L*W*H)	608x415x1037mm
20 GP Loading quantity/ 装柜量	90PCS/20GP
40 HQ Loading quantity/ 装柜量	190PCS/40HQ




# CLASSIC SLUSH MACHINE

## 经典款雪融机

- High capacity with dual or triple large-volume tanks.
- Powered by a robust compressor and advanced refrigeration technology.
- User-friendly controls use intuitive digital controls to make it easy to adjust temperature of each bowl.
- Each bowl is independently controlled with LED light illumination.
- Built with high-quality anti-cracking polycarbonate container and stainless steel.
- Removable tanks and components make it easy to clean.
- Available in various sizes, colors, and configurations to suit different requirements.

- 大容量储罐，提供双缸或三缸配置。
- 采用强劲的压缩机和先进的制冷技术。
- 用户友好型控制用直观的数字，便于调整各个桶体的温度设置。
- 每个缸体都可以独立控制运行并配有 LED 灯照明。
- 采用高品质食品级防爆 PC 料桶和不锈钢材质。
- 可拆卸的储罐和部件易于清洁，确保卫生并延长机器的使用寿命。
- 提供多种尺寸、颜色和配置，以满足不同的业务需求和审美偏好。



Model 型号	SM-15LX2
Capacity/ 容积	2X15L
Voltage/ 电压	110V/220V
Power/ 功率	650W
Frequency/ 频率	50/60HZ
Temperature/ 温度范围	10°C ~-20°C
Material/ 材质	Stainless Steel & Plastic/ 不锈钢 & 塑料
LED light/LED 灯	Yes/ 有
Refrigerant/ 制冷剂	R290
Product Dimension/ 外形尺寸 (L*W*H)	498x412x822mm
Packing Dimension/ 包装尺寸 (L*W*H)	608x522x1037mm
20 GP Loading quantity/ 装柜量	72PCS/20GP
40 HQ Loading quantity/ 装柜量	152PCS/40HQ




# CLASSIC SLUSH MACHINE

## 经典款雪融机

- High capacity with dual or triple large-volume tanks.
- Powered by a robust compressor and advanced refrigeration technology.
- User-friendly controls use intuitive digital controls to make it easy to adjust temperature of each bowl.
- Each bowl is independently controlled with LED light illumination.
- Built with high-quality anti-cracking polycarbonate container and stainless steel.
- Removable tanks and components make it easy to clean.
- Available in various sizes, colors, and configurations to suit different requirements.

- 大容量储罐，提供双缸或三缸配置。
- 采用强劲的压缩机和先进的制冷技术。
- 用户友好型控制用直观的数字，便于调整各个桶体的温度设置。
- 每个缸体都可以独立控制运行并配有 LED 灯照明。
- 采用高品质食品级防爆 PC 料桶和不锈钢材质。
- 可拆卸的储罐和部件易于清洁，确保卫生并延长机器的使用寿命。
- 提供多种尺寸、颜色和配置，以满足不同的业务需求和审美偏好。



Model 型号	SM-15LX3
Capacity/ 容积	3X15L
Voltage/ 电压	110V/220V
Power/ 功率	850W
Frequency/ 频率	50/60HZ
Temperature/ 温度范围	10°C ~-20°C
Material/ 材质	Stainless Steel & Plastic/ 不锈钢 & 塑料
LED light/LED 灯	Yes/ 有
Refrigerant/ 制冷剂	R290
Product Dimension/ 外形尺寸 (L*W*H)	498x617x822mm
Packing Dimension/ 包装尺寸 (L*W*H)	608x727x1037mm
20 GP Loading quantity/ 装柜量	54PCS/20GP
40 HQ Loading quantity/ 装柜量	114PCS/40HQ





# SLUSH MACHINE




## HOUSEHOLD SLUSH MACHINE 家用款雪融机

- Powered by a robust compressor and advanced refrigeration technology.
- User-friendly design make it easy to use, multiple modes to choose such as slush, milkshake and juice.
- Built with high-quality anti-cracking polycarbonate container.
- Removable tanks and components make it easy to clean.
- Available in various colors and configurations to suit different requirements.

- 采用强劲的压缩机和先进的制冷技术。
- 用户友好型设计，操作简单，多种模式可选
- 采用高品质食品级防爆 PC 料桶。
- 可拆卸的储罐和部件易于清洁，确保卫生并延长机器的使用寿命。
- 提供多种颜色和配置，以满足不同的业务需求和审美偏好。

**SLUSH  
MACHINE**



Model 型号	SMH-2A
Capacity/ 容积	2L
Voltage/ 电压	220V/110V
Power/ 功率	110W/120W
Frequency/ 频率	50/60HZ
Material/ 材质	Plastic/ 塑料
Refrigerant/ 制冷剂	R290
Product Dimension/ 外形尺寸 (L*W*H)	428X184X438mm
Packing Dimension/ 包装尺寸 (L*W*H)	444X186X440mm
20 GP Loading quantity/ 装柜量	805PCS/20GP
40 HQ Loading quantity/ 装柜量	2004PCS/40HQ



# SLUSH MACHINE



## HOUSEHOLD SLUSH MACHINE 家用款雪融机

- Powered by a robust compressor and advanced refrigeration technology.
- User-friendly design make it easy to use, multiple modes to choose such as slush, milkshake and juice.
- Built with high-quality anti-cracking polycarbonate container.
- Removable tanks and components make it easy to clean.
- Available in various colors and configurations to suit different requirements.

- 采用强劲的压缩机和先进的制冷技术。
- 用户友好型设计，操作简单，多种模式可选
- 采用高品质食品级防爆 PC 料桶。
- 可拆卸的储罐和部件易于清洁，确保卫生并延长机器的使
- 提供多种颜色和配置，以满足不同的业务需求和审美偏好。



**SLUSH  
MACHINE**



Model 型号	SMH-2B
Capacity/ 容积	2L
Voltage/ 电压	220V/110V
Power/ 功率	110W/120W
Frequency/ 频率	50/60HZ
Material/ 材质	Plastic/ 塑料
Refrigerant/ 制冷剂	R290
Product Dimension/ 外形尺寸 (L*W*H)	428X161X442mm
Packing Dimension/ 包装尺寸 (L*W*H)	430X163X444mm
20 GP Loading quantity/ 装柜量	960PCS/20GP
40 HQ Loading quantity/ 装柜量	1970PCS/40HQ