



NINGBO FETER ELECTRICAL APPLIANCE CO.,LTD

Add: 78 Jingqi Road, Fuhai Industrial Zone, Cixi City, Zhejiang Province

Tel: 86-574-63564720 Fax: 86-574-63567353

Mail: feter@feterchina.com

Web: www.feterchina.com

ELECTRIC FIREPLACE & HEATER PRODUCT BROCHURE

NINGBO FETER ELECTRICAL APPLIANCE CO.,LTD

产品目录

Product Catalogue

CERTIFICATIONS 01

COMPANY PROFILE 02

ELECTRIC FIREPLACE 03-32

HEATER 33-42



About us

宁波菲特电器有限公司,创建于2002年,占地20000平方米,坐落在有小家电之乡美誉的宁波慈溪附海工业区是一家集生产,研发,销售,售后服务于一体的高新技术企业主营各类 壁炉,车载冰箱,制冰机,冰淇淋机,冰酒机冰啤,酒机,公司现拥有员工300多人,专业技术和管理人员80多人,生产配套产业有大型全自动流水线生产车间注塑车间,钣金车间,印刷车间,纸箱车间及压缩机生产车间并与国内外多家知名企业长期合作企业通过了BSCI CE,CB,FCC,GS,SAA,ISO9001, ISO14000,等权威认证,拥有自营进出口权,产品出口多个国家和地区。

Ningbo feter electrical appliance co.,ltd, founded in 2002, Covering an area of 20,000 square meters,located in ningbo cixi,china. t is a high-tech enterprise integrating production, research and development, sales and after-sales service, The main products are Fireplace , portable freezer ice maker , ice cream machine , shot chiller , beer dispenser chiller Company now has more than 300 employees , more than 80 professional technical and management personnel , The production supporting industries include large-scale automatic assembly line production workshops , injection workshops , sheet metal workshops, printing workshops, carton workshops and compressor production workshops And long-term cooperation with many well-known companies. We have BSCI , CE ,CB, FCC ,GS , SAA,ISO9001,ISO14000 test report and certificate, products are exported to many countries and regions.



F2201DC

仿真木炭壁炉
Simulated charcoal fireplace



旋钮调节
knob adjustment



产品参数 Product parameter

型号 Model	F2201DC
电压 Voltage	AC 220V / 50Hz
功率 Heating Power	1250W / 2000W
净重/毛重 N.W./G.W.	5.1KG/6.1KG
产品尺寸 Product Dimension	L364 x W218 x H504mm
包装尺寸 Packing Dimension	L435 x W260 x H475mm

产品特点 Product characteristics



三面防爆玻璃设计
Explosion-proof glass design
on three sides



3D动态火焰仿真炭火
3D dynamic flame
simulation charcoal fire



防阻燃外壳
Flame retardant housing

F2202DA

仿真木炭壁炉
Simulated charcoal fireplace



开关调节
Switch Adjustment



产品参数 Product parameter

型号 Model	F2202DA
电压 Voltage	AC 220V / 50Hz
功率 Heating Power	1000W / 2000W
净重/毛重 N.W./G.W.	5.6KG/6.6KG
产品尺寸 Product Dimension	L374 x W250 x H555mm
包装尺寸 Packing Dimension	L415 x W295 x H520mm

产品特点 Product characteristics



单开门设计
Single door design



3D动态火焰仿真炭火
3D dynamic flame
simulation charcoal fire



防阻燃外壳
Flame retardant housing

F2203DC

仿真木炭壁炉
Simulated charcoal fireplace



旋钮调节
knob adjustment



产品参数 Product parameter

型号 Model	F2203DC
电压 Voltage	AC 220V / 50Hz
功率 Heating Power	1250W / 2000W
净重/毛重 N.W./G.W.	4.2KG/5KG
产品尺寸 Product Dimension	L351 x W216 x H442mm
包装尺寸 Packing Dimension	L395 x W260 x H435mm

产品特点 Product characteristics



下出风口设计
Lower air vent design



3D动态火焰仿真炭火
3D dynamic flame simulation charcoal fire



防阻燃外壳
Flame retardant housing

F2204DA

仿真木炭壁炉
Simulated charcoal fireplace



开关调节
Switch Adjustment



产品参数 Product parameter

型号 Model	F2204DA
电压 Voltage	AC 220V / 50Hz
功率 Heating Power	1000W / 2000W
净重/毛重 N.W./G.W.	5KG/6KG
产品尺寸 Product Dimension	L342 x W175 x H251mm
包装尺寸 Packing Dimension	L410 x W218 x H292mm

产品特点 Product characteristics



木纹材质外壳
Woodgrain housing



3D动态火焰仿真炭火
3D dynamic flame simulation charcoal fire



防爆玻璃
Explosion-proof glass

F2205DB

仿真木炭壁炉
Simulated charcoal fireplace




按键调节
Key Adjustment



产品参数 Product parameter

型号 Model	F2205DB
电压 Voltage	AC 220V / 50Hz
功率 Heating Power	1000W / 1500W
净重/毛重 N.W./G.W.	6KG/7.1KG
产品尺寸 Product Dimension	L518 x W216 x H294mm
包装尺寸 Packing Dimension	L564 x W279 x H332mm

产品特点 Product characteristics



下出风口设计
Lower air vent design



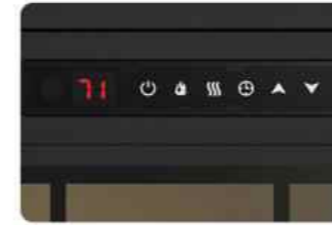
仿真炭火
simulated charcoal fire



大屏温度数显
Large temperature display

F2206DB

仿真木炭壁炉
Simulated charcoal fireplace



智能触控温度数显
Intelligent touch
temperature digital display



产品参数 Product parameter

型号 Model	F2206DB
电压 Voltage	AC 220V / 50Hz
功率 Heating Power	1000W / 1500W
净重/毛重 N.W./G.W.	9.8KG/11.8KG
产品尺寸 Product Dimension	L592 x W237 x H459mm
包装尺寸 Packing Dimension	L660 x W318 x H530mm

产品特点 Product characteristics



可选带木框
Optional with wooden frame



3D动态火焰仿真炭火
3D dynamic flame
simulation charcoal fire



耐高温防阻燃外壳
High temperature resistant
and flame retardant housing

F2207DA

仿真木炭壁炉

Simulated charcoal fireplace



旋钮调节
knob adjustment



产品参数 Product parameter

型号 Model	F2207DA
电压 Voltage	AC 220V / 50Hz
功率 Heating Power	1000W / 2000W
净重/毛重 N.W./G.W.	7KG/8KG
产品尺寸 Product Dimension	L502 x W299 x H573mm
包装尺寸 Packing Dimension	L515 x W300 x H500mm

产品特点 Product characteristics



下出风口设计
Lower air vent design



3D动态火焰仿真炭火
3D dynamic flame
simulation charcoal fire



双开门设计
Double door design

F2208DA

仿真木炭壁炉

Simulated charcoal fireplace



旋钮调节
knob adjustmen



产品参数 Product parameter

型号 Model	F2208DA
电压 Voltage	AC 220V / 50Hz
功率 Heating Power	1000W / 2000W
净重/毛重 N.W./G.W.	8KG/9KG
产品尺寸 Product Dimension	L502 x W299 x H573mm
包装尺寸 Packing Dimension	L515 x W300 x H500mm

产品特点 Product characteristics



三面可视化
Three-sided visualisation



3D动态火焰仿真炭火
3D dynamic flame
simulation charcoal fire



耐高温防阻燃外壳
High temperature resistant
and flame retardant housing

F2209DA

仿真木炭壁炉
Simulated charcoal fireplace



开关调节
Switch Adjustment



产品参数 Product parameter

型号 Model	F2209DA
电压 Voltage	AC 220V / 50Hz
功率 Heating Power	1000W / 2000W
净重/毛重 N.W./G.W.	5.1KG/6.1KG
产品尺寸 Product Dimension	L380 x W240 x H534mm
包装尺寸 Packing Dimension	L430 x W290 x H475mm

产品特点 Product characteristics



上出风口设计
Upper air vent design



3D动态火焰仿真炭火
3D dynamic flame simulation charcoal fire



耐高温防阻燃外壳
High temperature resistant and flame retardant housing

F2210DA

仿真木炭壁炉
Simulated charcoal fireplace



旋钮调节
knob adjustmen



产品参数 Product parameter

型号 Model	F2210DA
电压 Voltage	AC 220V / 50Hz
功率 Heating Power	1000W / 2000W
净重/毛重 N.W./G.W.	5.4KG/6.4KG
产品尺寸 Product Dimension	L372 x W240 x H526mm
包装尺寸 Packing Dimension	L420 x W290 x H525mm

产品特点 Product characteristics



下出风口设计
Lower air vent design



3D动态火焰仿真炭火
3D dynamic flame simulation charcoal fire



耐高温防阻燃外壳
High temperature resistant and flame retardant housing

F2211DA (机械款)

mechanical model

仿真木炭壁炉

Simulated charcoal fireplace



开关调节
Switch Adjustment

产品参数 Product parameter

型号 Model	F2211DA
电压 Voltage	AC 220V / 50Hz
功率 Heating Power	1000W / 2000W
净重/毛重 N.W./G.W.	3.4KG/4.4KG
产品尺寸 Product Dimension	L310 x W160 x H375mm
包装尺寸 Packing Dimension	L345 x W205 x H445mm



产品特点 Product characteristics



顶部提手设计
Top Handle Design



3D动态火焰仿真炭火
3D dynamic flame
simulation charcoal fire




木纹材质外壳
Wood grain material housing

F2211DA (遥控款)

Remote control models

仿真木炭壁炉

Simulated charcoal fireplace



按键调节温度数显
Push-button temperature
adjustment digital display

产品参数 Product parameter

型号 Model	F2211DA
电压 Voltage	AC 220V / 50Hz
功率 Heating Power	1000W / 2000W
净重/毛重 N.W./G.W.	3.4KG/4.4KG
产品尺寸 Product Dimension	L310 x W160 x H375mm
包装尺寸 Packing Dimension	L345 x W205 x H445mm



产品特点 Product characteristics



顶部提手设计
Top Handle Design



3D动态火焰仿真炭火
3D dynamic flame
simulation charcoal fire



木纹材质外壳
Wood grain material housing

F2212GA

仿真木炭壁炉

Simulated charcoal fireplace




按键调节
Key Adjustment



产品参数 Product parameter

型号 Model	F2212GA
电压 Voltage	AC 220V / 50Hz
功率 Heating Power	1000W / 2000W
净重/毛重 N.W./G.W.	11.8KG/13.8KG
产品尺寸 Product Dimension	L915 x W121 x H460mm
包装尺寸 Packing Dimension	L1010 x W211 x H548mm

产品特点 Product characteristics



防爆玻璃
Explosion-proof glass



3D动态火焰仿真炭火
3D dynamic flame
simulation charcoal fire



耐高温防阻燃外壳
High temperature resistant
and flame retardant housing

F2213GA

仿真木炭壁炉

Simulated charcoal fireplace




按键调节
Key Adjustment



产品参数 Product parameter

型号 Model	F2213GA
电压 Voltage	AC 220V / 50Hz
功率 Heating Power	1000W / 2000W
净重/毛重 N.W./G.W.	13.8KG/15.8KG
产品尺寸 Product Dimension	L1064 x W121 x H460mm
包装尺寸 Packing Dimension	L1156 x W211 x H548mm

产品特点 Product characteristics



防爆玻璃
Explosion-proof glass



3D动态火焰仿真炭火
3D dynamic flame
simulation charcoal fire




耐高温防阻燃外壳
High temperature resistant
and flame retardant housing

F2214GA

仿真木炭壁炉
Simulated charcoal fireplace




按键调节
Key Adjustment



产品参数 Product parameter

型号 Model	F2214GA
电压 Voltage	AC 220V / 50Hz
功率 Heating Power	1000W / 2000W
净重/毛重 N.W./G.W.	16KG/18KG
产品尺寸 Product Dimension	L1267 x W121 x H460mm
包装尺寸 Packing Dimension	L1360 x W211 x H548mm

产品特点 Product characteristics



防爆玻璃
Explosion-proof glass



3D动态火焰仿真炭火
3D dynamic flame
simulation charcoal fire



耐高温防阻燃外壳
High temperature resistant
and flame retardant housing

F2215GA

仿真木炭壁炉
Simulated charcoal fireplace




按键调节
Key Adjustment



产品参数 Product parameter

型号 Model	F2215GA
电压 Voltage	AC 220V / 50Hz
功率 Heating Power	1000W / 2000W
净重/毛重 N.W./G.W.	10.7KG/12.2KG
产品尺寸 Product Dimension	L656 x W148 x H519mm
包装尺寸 Packing Dimension	L735 x W215 x H588mm

产品特点 Product characteristics



防爆玻璃
Explosion-proof glass



3D动态火焰仿真炭火
3D dynamic flame
simulation charcoal fire



耐高温防阻燃外壳
High temperature resistant
and flame retardant housing

F2216GA

仿真木炭壁炉
Simulated charcoal fireplace



按键调节
Key Adjustment



产品参数 Product parameter

型号 Model	F2216GA
电压 Voltage	AC 220V / 50Hz
功率 Heating Power	1000W / 2000W
净重/毛重 N.W./G.W.	12.6KG/14.6KG
产品尺寸 Product Dimension	L896 x W135 x H558mm
包装尺寸 Packing Dimension	L965 x W195 x H628mm


产品特点 Product characteristics



防爆玻璃
Explosion-proof glass



3D动态火焰仿真炭火
3D dynamic flame simulation charcoal fire



耐高温防阻燃外壳
High temperature resistant and flame retardant housing

F2217GB

仿真木炭壁炉
Simulated charcoal fireplace



智能触控温度数显
Intelligent touch temperature digital display



产品参数 Product parameter

型号 Model	F2217GB
电压 Voltage	AC 220V / 50Hz
功率 Heating Power	750W / 1500W
净重/毛重 N.W./G.W.	12.4KG/14.4KG
产品尺寸 Product Dimension	L912 x W130 x H460mm
包装尺寸 Packing Dimension	L1010 x W211 x H548mm

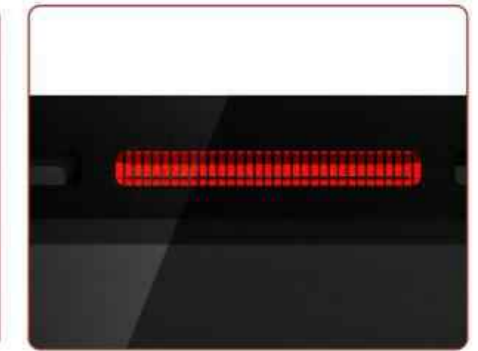
产品特点 Product characteristics



防爆玻璃
Explosion-proof glass



3D动态火焰仿真炭火
3D dynamic flame simulation charcoal fire



上出风口设计
Upper air vent design

F2218GB

仿真木炭壁炉

Simulated charcoal fireplace



智能触控温度数显
Intelligent touch temperature digital display



产品参数 Product parameter

型号 Model	F2218GB
电压 Voltage	AC 220V / 50Hz
功率 Heating Power	750W / 1500W
净重/毛重 N.W./G.W.	14KG/16KG
产品尺寸 Product Dimension	L1063 x W130x H460mm
包装尺寸 Packing Dimension	L1156 x W211 x H548mm


产品特点 Product characteristics



防爆玻璃
Explosion-proof glass



3D动态火焰仿真炭火
3D dynamic flame simulation charcoal fire



上出风口设计
Upper air vent design

F2219GB

仿真木炭壁炉

Simulated charcoal fireplace



智能触控温度数显
Intelligent touch temperature digital display



产品参数 Product parameter

型号 Model	F2219GB
电压 Voltage	AC 220V / 50Hz
功率 Heating Power	750W / 1500W
净重/毛重 N.W./G.W.	17.2KG/19.2KG
产品尺寸 Product Dimension	L1270 x W130 x H460mm
包装尺寸 Packing Dimension	L1360 x W211 x H548mm


产品特点 Product characteristics



防爆玻璃
Explosion-proof glass



3D动态火焰仿真炭火
3D dynamic flame simulation charcoal fire

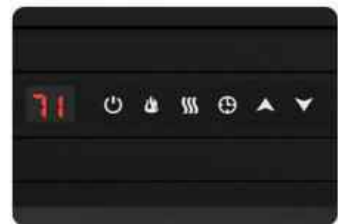


上出风口设计
Upper air vent design

F2220QA

仿真木炭壁炉

Simulated charcoal fireplace



智能触控温度数显
Intelligent touch
temperature digital display



产品参数 Product parameter

型号 Model	F2220QA
电压 Voltage	AC 220V / 50Hz
功率 Heating Power	1000W / 2000W
净重/毛重 N.W./G.W.	12.2KG/14.2KG
产品尺寸 Product Dimension	L663 x W152x H516mm
包装尺寸 Packing Dimension	L740 x W210 x H564mm

产品特点 Product characteristics



防爆玻璃
Explosion-proof glass



3D动态火焰仿真炭火
3D dynamic flame
simulation charcoal fire



可选加木框
Optional wooden frame

F2222QA

仿真木炭壁炉

Simulated charcoal fireplace




按键调节温度数显
Push-button temperature
adjustment digital display



产品参数 Product parameter

型号 Model	F2222QA
电压 Voltage	AC 220V / 50Hz
功率 Heating Power	1000W / 2000W
净重/毛重 N.W./G.W.	13.5KG/15.5KG
产品尺寸 Product Dimension	L660 x W230 x H493mm
包装尺寸 Packing Dimension	L750 x W315 x H583mm

产品特点 Product characteristics



防爆玻璃
Explosion-proof glass



3D动态火焰仿真炭火
3D dynamic flame
simulation charcoal fire



可选加木框
Optional wooden frame

F2223QA

仿真木炭壁炉
Simulated charcoal fireplace



开关调节
Switch Adjustment

产品参数 Product parameter

型号 Model	F2223QA
电压 Voltage	AC 220V / 50Hz
功率 Heating Power	1000W / 2000W
净重/毛重 N.W./G.W.	7.6KG/8.6KG
产品尺寸 Product Dimension	L497 x W143 x H608mm
包装尺寸 Packing Dimension	L590 x W287 x H695mm



产品特点 Product characteristics



倾倒断电
dumping blackout



3D动态火焰仿真炭火
3D dynamic flame simulation charcoal fire



耐高温防阻燃外壳
High temperature resistant and flame retardant housing

F2224QA

仿真木炭壁炉
Simulated charcoal fireplace



按键调节温度数显
Push-button temperature adjustment digital display

产品参数 Product parameter

型号 Model	F2224QA
电压 Voltage	AC 220V / 50Hz
功率 Heating Power	1000W / 2000W
净重/毛重 N.W./G.W.	16.8KG/19KG
产品尺寸 Product Dimension	L765 x W223 x H583mm
包装尺寸 Packing Dimension	L855 x W310 x H670mm



产品特点 Product characteristics



防爆玻璃
Explosion-proof glass



3D动态火焰仿真炭火
3D dynamic flame simulation charcoal fire



可选加木框
Optional wooden frame

F2301DC

仿真木炭壁炉
Simulated charcoal fireplace



旋钮调节
knob adjustment



产品参数 Product parameter

型号 Model	F2301DC
电压 Voltage	AC 220V / 50Hz
功率 Heating Power	1200W / 2000W
净重/毛重 N.W./G.W.	2.4KG/3.4KG
产品尺寸 Product Dimension	L325 x W202 x H462mm
包装尺寸 Packing Dimension	L390 x W250 x H410mm

产品特点 Product characteristics



防爆玻璃
Explosion-proof glass



3D动态火焰仿真炭火
3D dynamic flame simulation charcoal fire



耐高温防阻燃外壳
High temperature resistant and flame retardant housing

F2302DC (遥控款)

仿真木炭壁炉
Simulated charcoal fireplace

Remote control models



按键调节温度数显
Push-button temperature adjustment digital display



产品参数 Product parameter

型号 Model	F2302DC
电压 Voltage	AC 220V / 50Hz
功率 Heating Power	900W / 1500W
净重/毛重 N.W./G.W.	1.7KG/2.4KG
产品尺寸 Product Dimension	L245 x W130 x H283mm
包装尺寸 Packing Dimension	L280 x W170 x H360mm

产品特点 Product characteristics



顶部提手设计
Top Handle Design



3D动态火焰仿真炭火
3D dynamic flame simulation charcoal fire



木纹材质外壳
Wood grain material housing

F2303DC (机械款)

mechanical model

仿真木炭壁炉

Simulated charcoal fireplace



开关调节
Switch Adjustment



产品参数 Product parameter

型号 Model	F2303DC
电压 Voltage	AC 220V / 50Hz
功率 Heating Power	900W / 1500W
净重/毛重 N.W./G.W.	1.8KG/2.5KG
产品尺寸 Product Dimension	L245 x W130 x H283mm
包装尺寸 Packing Dimension	L280 x W170 x H360mm

产品特点 Product characteristics



顶部提手设计
Top Handle Design



3D动态火焰仿真炭火
3D dynamic flame simulation charcoal fire



木纹材质外壳
Wood grain material housing

场景展示

SCENE DISPLAY





Plano series

WALL CONVECTOR PANEL HEATER

DIY Paintable Inertia Ceramic Panel heater

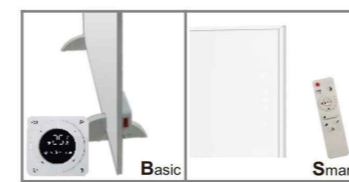



Model	Power-W	Size-mm	Meas-cm	N.W.-kgs	G.W.-kgs	20GP	40GP	40HQ
P40 B/R/T/W/L	400	550*550*10	61.0*6.5*62.0	5.20	5.80	1160	2420	2860
P42 B/R/T/W/L	425	600*600*10	66.0*6.5*67.0	5.90	6.60	1020	2210	2580
P55 B/R/T/W/L	550	600*800*10	66.0*6.5*87.0	7.15	8.80	710	1480	1640

Calore series

INFRARED Standard CARBON CRYSTAL PANEL HEATER

- > Heat transfer efficiency : $\geq 98\%$.
- > Surface temperatures: 70~95°C.
- > Main color : white, customized or customer pictures.
- > Heat radiant distance : 2~3 M/ 6.6~9.8 ft.
- > Input : 110~130 V~, 220~ 240V~ 50/60Hz.
- > Power: 300~720W(Optional Portable) 800~1200W
- > Protection class: I. PET plastic surface.
- > Dual over heat protection.
- > Heating elements: Graphene Infrared Carbon crystal heating board .
- > Rocker switch: ON/OFF Incl. Power indicator.
- > The thermostat style: Basic, Mechanical, Smart (Option Wi-Fi)
Digital (Option Wi-Fi), Handle, Programe thermostat etc.
- > Temperature settings:16~35°C.
- > Special function: Open the window to detect.
- > Power Cord Length: 1.9 M/ 6.2 ft.
- > Frame Material: AL6063 Extrusion Aluminum.
- > Reflective board: Sheet metal with Aluminum or steel.
- > Installation Type: Wall mounted /Free standing / Ceiling mounted.
- > Tricolor Pictures.





Model	Power-W	Size-mm	Meas-cm	N.W.-kg	G.W.-kg	Pcs/20'	Pcs/40'	Pcs/40HQ
C030B/S	300	500*600*21-30/45/38	58x6.5/8.5/9.0x68	3.28	4.20	930	1860	2110
C031B/S	300	300*1000*21-30/45/38	38x6.5/8.5/9.0x108	3.38	4.36	910	1820	2060
C036B/S	360	600*600*21-30/45/38	68x6.5/8.5/9.0x68	3.42	4.51	740	1600	1780
C045B/S	450	500*900*21-30/45/38	58x6.5/8.5/9.0x98	4.40	5.70	550	1180	1400
C060B/S	600	600*1000*21-30/45/38	68x6.5/8.5/9.0x108	5.68	7.62	504	1010	1150
C072B/S	720	600*1200*21-30/45/38	68x6.5/8.5/9.0x127	6.50	8.60	400	840	950
C080B/S	800	800*1000*21-30/45/38	88x6.5/8.5/9.0x107	7.20	9.60	370	760	880
C096B/S	960	800*1200*21-30/45/38	88x6.5/8.5/9.0x127	8.50	11.30	290	660	760
C120B/S	1200	1000*1200*21-30/45/38	108x6.5/8.5/9.0x127	10.40	13.90	250	520	600

- > Reflective board: steel or aluminum sheet metal with powder coating.
- > Installation: Wall mounted/ Ceiling mounted/ Free standing.

Thin **Frameless**
Graphene Infrared heating panel

Thickness: 12mm



Model	Power-W	Size-mm	Meas-cm	N.W -kg	G.W -kg	20GP	40GP	40HQ
C030B/S/D	300	500*600*12/40	58x6.5/8.0/8.5x68	3.90	4.80	930	1860	2110
C031B/S/D	300	300*1000*12/40	38x6.5/8.0/8.5x108	4.00	4.90	910	1820	2060
C036B/S/D	360	600*600*12/40	68x6.5/8.0/8.5x68	4.40	5.45	740	1600	1780
C045B/S/D	450	500*900*12/40	58x6.5/8.0/8.5x98	5.40	6.70	550	1180	1400
C060B/S/D	600	600*1000*12/40	68x6.5/8.0/8.5x108	6.50	8.20	504	1010	1150
C072B/S/D	720	600*1200*12/40	68x6.5/8.0/8.5x128	7.30	9.40	400	840	950
C080B/S/D	800	800*1000*12/40	88x6.5/8.0/8.5x108	7.90	10.30	370	760	880
C096B/S/D	960	800*1200*12/40	89x6.5/8.0/8.5x128	9.10	11.90	290	660	760
C120	1200	1000*1200*12/40	109x6.5/8.0/8.5x128	10.80	14.30	250	520	606

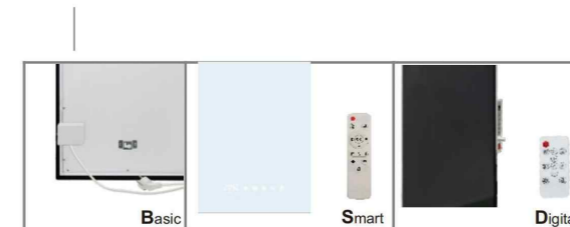
> Reflective board: Sheet metal with Aluminum or steel.> Installation: Wall mounted/ Ceiling mounted/ Free standing.

Glade series
FAR INFRARED **Frameless**

GLASS PANEL HEATER

ALUMINUM TOWEL BARS OPTION

- ◇ Heat transfer efficiency $\geq 98\%$.
- ◇ Surface temperatures $\leq 100^{\circ}\text{C}$.
- ◇ Anthracite, Black, White or Custom color and pattern.
- ◇ Heat radiant distance 2~3 M / 6.6~9.8 ft.
- ◇ Power supply 100-127 V~, 220-240 V~, 50/60Hz.
- ◇ Rated power: 350~700 W
- ◇ Protection Class: I
- ◇ Dual Over heat protection.
- ◇ Heating elements: Carbon crystal board/ Carbon fiber heating plate.
- ◇ The thermostat styles:
Mechanical, On/Off with indicator light.
Digital style, 4 digit LED front display, 7 days x 24 hours Custom programming, Micro switch buttons, Remote controller
Smart style, 2 digit LED display, P1~P5 Pre-programs, Touch switch button, Remote controller,
Programming thermostat style and LCD handle, P1~P9 Pre-programs, Week, Clock, Remote controller Wi-Fi connect option.
Intelligent function: Window opening detection, 4 operation mode, 24hours timer.
Optional: Human/ Presence sensor, Wi-Fi connect and smart life app.
- ◇ Temperature setting range: 12~38°C.
- ◇ Special function: Boost heating, Temperature calibration, Holiday plan
- ◇ Power Cord Length: 1.8 M/ 6.6 ft.
- ◇ Frame Material: AL6063 Extrusion Aluminum.
- ◇ Reflective board: Sheet metal with Aluminum or steel.
- ◇ Installation Type: Wall mounted / Free standing / Ceiling mounted.



Model	Power-W	Size-mm	Meas-cm	N.W.-kg	G.W.-kg	Pcs/20'	Pcs/40'	Pcs/40HQ
G35B/D/S	350	600x600x28-40/48	68x8.5/9.0/9.5x69	7.60	8.52	740	1600	1780
G42B/D/S	450	600x800x28-40/48	68x8.5/9.0/9.5x89	10.26	11.76	550	1270	1360
G60B/D/S	600	600x1000x28-40/48	68x8.5/9.0/9.5x109	12.65	14.59	504	1010	1150
G70B/D/S	700	600x1200x28-40/48	68x8.5/9.0/9.5x129	16.50	18.60	400	840	950

> Reflective board: steel or aluminum sheet metal, powder coating or custom.

> Installation: Wall mounted/ Ceiling mounted/ Free standing.

FAR INFRARED **Frameless** MIRROR BATHROOM HEATER

ALUMINUM TOWEL BARS OPTION

- > Special Individual defogger.
- > Heat transfer efficiency : $\geq 98\%$.
- > Surface temperatures $\leq 100^{\circ}\text{C}$.
- > Surface material: Tempered mirror glass .
- > Infrared heat radiant distance: 2~3 M/ 6.6~9.8 ft.
- > Input power supply: 110-127 V~, 220-240V~, 50/60Hz.
- > Power: 350~700W
- > Protection Class: I. IP44.
- > Over heat protection: Dual.
- > Heating elements: Heating elements: Carbon crystal board/ Carbon fiber heating plate.
- > The thermostat styles:
 - Mechanical**, On/Off with indicator light.
 - Digital style**, 4 digit LED front display, 7 days x 24 hours Custom programming, Touch switch buttons.
 - Smart style**, 2 digit LED display, P1~P5 Pre-programs, Micro switch buttons.
 - Programming thermostat style and LCD handle**, P1~P9 Pre-programs, Week, Clock.
 - Intelligent function**: Window opening detection, 4 operation mode, 24hours timer.
 - Optional**: Human/ Presence sensor, Wi-Fi connect and smart life app.
- > Temperature settings: 12~38 $^{\circ}\text{C}$.
- > Special function: Boost heating, Temperature calibration, Holiday plan,
- > Power Cord Length: 1.8 M/ 6.6 ft.
- > Frame Material: AL6063 Extrusion Aluminum.
- > Reflective board: Sheet metal with Aluminum or steel.
- > Installation Type: Wall mounted /Free standing /Ceiling mounted.



Towel bars(aluminum)



Model	Fogger-W	Heating-W	Size-mm	Meas-cm	N.W.-kg	G.W.-kg	Pcs/20'	Pcs/40'	Pcs/40HQ
M35B/D/S	30	350	600x600x28-40/48	69x8.0/9.0/9.5x68	7.60	8.52	740	1600	1780
M42B/D/S	30	450	600x800x28-40/48	69x8.0/9.0/9.5x88	10.26	11.76	550	1270	1360
M60B/D/S	40	600	600x1000x28-40/48	69x8.0/9.0/9.5x108	12.65	14.59	504	1010	1150
M70B/D/S	40	700	600x1200x28-40/48	69x8.0/9.0/9.5x128	16.50	18.60	400	840	950

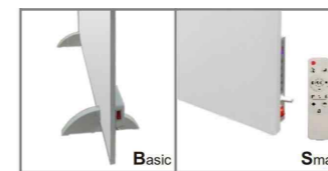

- > Reflective board: steel or aluminum sheet metal, powder coating or custom.
- > Installation: Wall mounted/ Ceiling mounted/ Free standing.

Randio **Series** FAR INFRARED **Frameless**

RESIDENTIAL/COMMERCIAL
INFRARED HEATING PANEL HEATERS
WALL CONVECTION PANEL HEATERS
White/Black/Gray/TrueColor/Marbel

Feature:

- ◇ Heat transfer efficiency : $\geq 98\%$.
- ◇ Heat radiant distance : 1.0~2.0 M/ 4.0~5.6 ft.
- ◇ The **Mechanical** thermostat: On/Off rocker switch with indicator light.
- ◇ The **Digital** style thermostat: Automatic adjustable temp., 2 digit led display, Rocker switch with indicator light. 9 Programming: P1~P7 programming and P8~P9 custom programmable. Temp. Range 16~38 $^{\circ}\text{C}$.
- ◇ The **Programming** style thermostat: wireless LCD handle thermostat with backlight, Automatic adjustable temp., 9 Programming: P1~P7 programming and P8~P9 custom programmable. Temp. Range 16~38 $^{\circ}\text{C}$.
- ◇ Special function: Window opening detect, Boost, Holiday plan, Temp. offset. Presence sensor.
- ◇ Surface temperatures: 75~95 $^{\circ}\text{C}$.
- ◇ Material: SGCC/SPCC/Cold steel sheet body or Aluminum sheet body.
- ◇ Heating elements: Carbon fiber plate, carbon crystal board, nickel-chromium heating wire, etc
- ◇ Input : 110~130 V, 220~ 240V 50-60Hz.
- ◇ Power Cord Length: 1.8 M/ 6.0 ft.
- ◇ Dual overheat protection.
- ◇ Option: 7*24Hrs programming with Tuya smart app. Presence sensor,
- ◇ Power: 300~720W(Optional Portable) 800~1200W
- ◇ Installation Type: Wall mounted /Floor standing / Ceiling mounted.



Model	Power-W	Size-mm	Meas-cm	N.W.-kg	G.W.-kg	Pcs/20GP	Pcs/40GP	Pcs/40HQ
R035B/S	350	600*600*38/48	69*8*68	3.42	4.51	980	2020	2320
R042B/S	450	600*800*38/48	69*8*88	4.02	5.14	750	1500	1800
R060B/S	600	600*1000*38/48	69*8*108	5.68	7.62	600	1250	1450
R070B/S	700	600*1200*38/48	66*8*127	6.50	8.60	500	1050	1250
R080B/S	800	600*1500*38/48	66*8*157	7.20	9.60	460	950	1090

- > Heater body: Cold steel sheet with powder coating or Aluminum alloy sheet metal(Optional)
- > Installation: Wall mounted/ Ceiling mounted/ Free standing.

Central Water Radiator Amplifier Central Radiator Booster

FORCED CONVECTION DC FAN



Model	Power	Specification mm	Carton cm	Meas-cm	NW-kgs	GW-kgs	Loading-Ctns		
							20GP	40GP	40HQ
RA03	0.55W	330x85x28	48.0x4.0x9.5	50x26x74	0.50	0.58	12610	25390	28610

RF03 Radiator surface 35°C±3°C, Switch on.

TOP BOTTOM

Model	Power	Specification mm	Carton cm	Meas-cm	NW-kgs	GW-kgs	Loading-Ctns		
							20GP	40GP	40HQ
RF03	0.55W	330x70x27	52.0x4.0x8.0	54x48x50	0.52	0.58	13700	27600	31100

Banco Series

Inertia Ceramic storage Health aluminum Panel Heaters

Feature:

- ◇ Aluminum Alloy or steel decorative cover.
- ◇ Thermal storage technology of heat source.
- ◇ Modular heating of different matching options.
- ◇ Variable highlight LED digital display.
- ◇ Special remote control & Mechanical power switch-ON/ OFF
- ◇ Dual overheating protection.
- ◇ Digital adjustable thermostat, Temperature calibration.
- ◇ 6 Pre-programming digital thermostat.
- ◇ Wi-Fi App, 7*24Hours weekly programme.
- ◇ Operating mode: Comfort, Economy, Antifreeze, Standby.
- ◇ 2 Special automatic operation function: 2hrs-Forced heat & Open Windows.
- ◇ Special Program: Holiday programme.
- ◇ Personalized custom: Wire remotely control or Pilot wire.
- ◇ Standard color : White RAL9016 or Personalized custom.



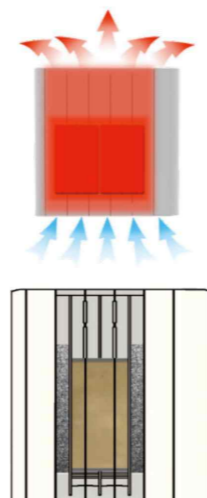
Model	Power-W	Elem	Size-mm	Meas-cm	N.W.-kg	G.W.-kg	Pcs/20'	Pcs/40'	Pcs/40HQ
B05C	1000	5	560*540*92	64*62*13	9.70	11.70	490	1005	1100
B07C	1500	7	720*540*92	80*62*13	13.20	15.50	410	820	910
B09C	2000	9	880*540*92	96*62*13	16.60	19.20	350	690	780

Ceramic Stone Dry Aluminum Radiators

Elegance Artist
Straight panel & Curved panel

Energy-efficient Thermal Inertia
For optimal thermal performance in large or open spaces

- ◇ High thermal inertia Magnesite Ceramic.
- ◇ Die casting aluminum special body.
- ◇ Energy storage capability heating element with magnesia brick.
- ◇ Programmable digital thermostat with LED holographic screen.
- ◇ Daily and weekly programming options.
- ◇ Weekly programming: 7 pre-set programs and 2 Custom programming.
- ◇ Power from 1000W, 1500W to 2000W.
- ◇ Inertia Electric Radiator-90mm depth.
- ◇ Double overheat protection.
- ◇ Production grade: IP24, Class II.
- ◇ RAL9016 Standard color or Personalized custom.
- ◇ Safety thermal limiter.
- ◇ >99% Thermal efficiency.
- ◇ 12~35°C Temperature range.
- ◇ Heating mode Comfort, Economy, Antifreeze, Standby.
- ◇ Open the window to detect, Holiday programming Special function.
- ◇ System Option: Windows open, Wi-Fi App, Temperature calibration.



Model	Power-W	Elem	NW-kgs	GW-kg	Specification-mm	Meas-cm	Pcs/20GP	Pcs/40GP	Pcs/40HQ
E05C/S	1000	5	9.8	11.7	540*570*90	62*65*13	530	1140	1280
E07C/S	1500	7	13.1	15.5	700*570*90	81*65*13	410	880	990
E09C/S	2000	9	16.4	19.2	860*570*90	96*65*13	340	730	830
A05C/S	1000	5	10.1	12.0	520*570*98	64*65*14	490	1030	1150
A07C/S	1500	7	13.5	15.9	680*570*98	80*65*14	380	820	930
A09C/S	2000	9	16.9	19.8	840*570*98	96*65*14	320	680	780

CERAMIC Fan HeaterS

Wall Fan HeaterS



SDJM60

Electronic style
Presence sensor.
Digital timer: 0~7 Hours
Digital adjustable thermostat
LED display, Operation indicator
Remote controller, Touch button switch
Dual overheat protection
Built in universal safety tip-over switch
Power source: 100-127V~ or 220-240V~, 50/60Hz.
Color: Bwhite, Gray, Black or custom design.

Product	Specification	Meas-cm	N.W.-kg	G.W.-kg	20'GP	40'GP	40'HQ
	125*180*85mm	16*12*22	0.62	0.76	6100Pcs	12200Pcs	14100Pcs

SDJL120/150

Electronic style
Presence sensor.
Digital timer: 0~7 Hours
Digital adjustable thermostat
LED display, Operation indicator
Remote controller, Touch button switch
Dual overheat protection
Built in universal safety tip-over switch
Power source: 100-127V~ or 220-240V~, 50/60Hz.
Color: White, Black or custom design .

Product	Specification	Meas-cm	N.W.-kg	G.W.-kg	20'GP	40'GP	40'HQ
	200*280*103mm	23*13*32	1.22	1.46	4260Pcs	8540Pcs	9870Pcs